

6

5

4

3

2

1

D

D

C

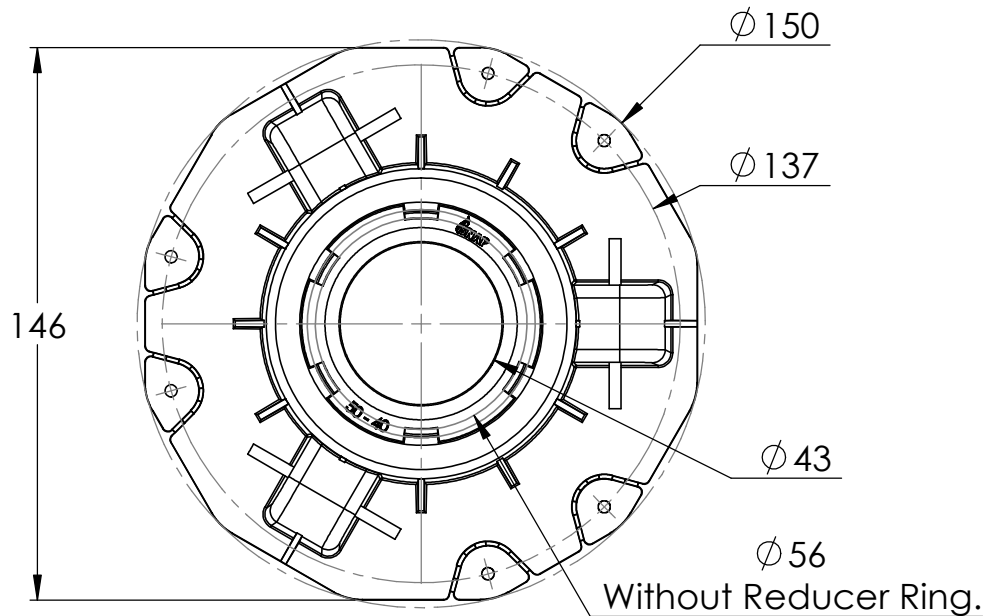
C

B

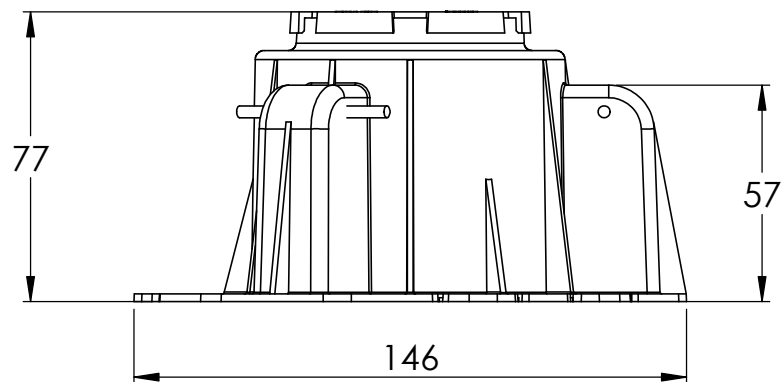
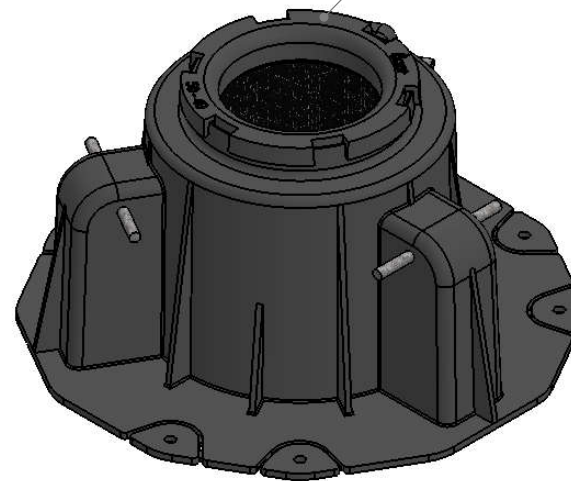
B

A

A



Remove the 40 Reducer Ring (pre-installed) to increase the aperture for 50 diameter pipes.



Check the product prior to Installation.  
Must be Installed In accordance with the Installation Instructions.  
Only fix using approved fixings.

Refer to [www.snapcollars.com.au](http://www.snapcollars.com.au)  
for the range of tested applications and Installation Instructions.



# SNAP FIRE SYSTEMS

1343 Wynnum Rd, Tingalpa, QLD, 4173, Australia  
 ☎ 1300 76 46 26  
 ☎ +61 (0)7 3390 5420  
 ☎ +61 (0)7 3348 9417  
 ✉ info@snapcollars.com.au  
 www.snapcollars.com.au

TITLE:

SNAP 40/50 Low-Top Stack

DWG NO.

L40-50FWS

A4

SCALE:1:4

DO NOT SCALE DRAWING

WEB

6

5

4

3

2

1